CASE STUDY

# The Efficient Clinic: Cutting Chart Prep Time by 75% with AI-Powered Workflows

A Healthcare System Case Study

## Executive Overview

Healthcare systems are under pressure to improve efficiency while reducing administrative burden. One of the most time-intensive areas is clinical chart preparation, where staff manually review charts in the EMR to identify care gaps and prepare for patient encounters across care settings.

A regional healthcare system partnered with Basalt to modernize this workflow by consolidating structured and unstructured patient data into a single workspace.

### Healthcare System Before Basalt Implementation

| 370K | 52 | $52.5K | 9-12 min |
|---|---|---|---|
| Annual Patients | Full-Time MAs | Cost per MA/year | Time per chart |

**Results from the First Year of Implementation:**

- **Chart prep time reduced by 75%** — 9–12 minutes per chart became 2.5 minutes
- **Up to 87% increase in charts prepared per staff member per day** — 40 charts became 75+ charts
- **On track to process 375,000 charts**
- **Net financial impact of $1M+ annually** — After program costs, projected to increase as deployment scales

The results demonstrate that modernizing administrative workflows can simultaneously reduce clinician burden, increase staff productivity, and improve financial performance.

## The Opportunity

Healthcare systems are under pressure to do more with less: see more patients, close more care gaps, and reduce administrative burden without increasing staff.

At this healthcare system, chart preparation was a major constraint. Medical assistants spent 9–12 minutes per chart navigating fragmented EMR data, identifying care gaps, and preparing visit summaries.

This limited throughput, increased costs, and pulled time away from patient care.

## The Basalt Approach

Basalt transforms chart preparation into a fast, structured workflow.

**Unified patient view**
All relevant clinical data in one place

**Unstructured data support**
PDFs and eFaxes analyzed alongside EMR data

**Automated documentation**
Write-back into the EMR with generated summaries

**Configurable workflows**
Teams focus on the most relevant care gaps

**Operational visibility**
Real-time insight into productivity and workload

**The result is a system that reduces manual work while improving consistency and speed.**

## Why It Worked

**Basalt doesn't add another system, it fixes the workflow.**

- Eliminates time spent searching across the EMR
- Reduces manual documentation and clicks
- Surfaces care gaps consistently across teams
- Gives leaders visibility into performance

This combination drives both efficiency gains and clinical impact at scale.

# Measured Impact

## Operational Gains

**375K**
Charts processed annually

**25-40%**
Increase in charts per MA per day

**75%**
Reduction in chart prep time

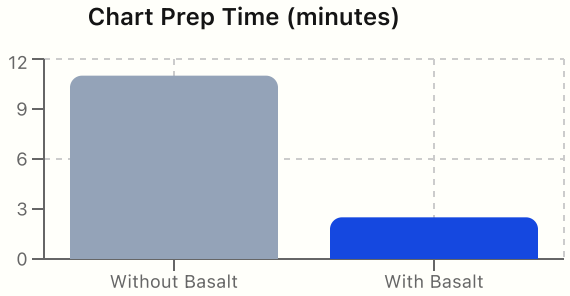


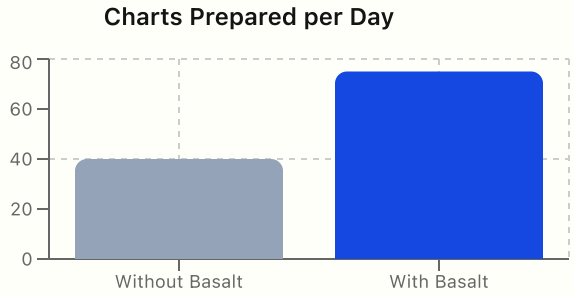


## Financial Impact

**60%**
Reduction in chart prep costs

**$1M+**
Annual impact at current scale

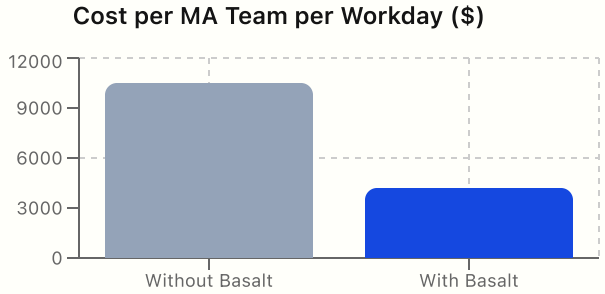


| Cost | Before | After |
|---|---|---|
| Per MA/day | $202 | $81 |
| Per team/day | $10,500 | $4,200 |
| **Daily savings** | — | $6,300 |
| **Annual savings** | — | $1.64M |

**Net Financial Impact:** The $1M+ annual impact includes program costs deducted from gross savings. Based on 27 MA team size and 260 workdays per year.

## Fast, Low-Lift Implementation

- ✓ **Integrated with Athena Health EMR**
- ✓ **10 hours of internal IT setup**
- ✓ **Minimal retraining required**
- ✓ **99.9% uptime**

Basalt is designed to fit into existing workflows, enabling rapid adoption without disruption.

**Adoption Success:** Full-time MAs spend 28–30 hours per week actively using Basalt

## Clinical Impact (Beyond Efficiency)

Operational efficiency is only part of the story. By making care gaps more visible and actionable, Basalt also drove meaningful improvements in patient outcomes.

**In a 370,000-patient population:**

**78,000**

**Additional screenings completed annually**

- 53,000 colonoscopies
- 25,000 mammograms

**620**

**Additional cancer cases identified earlier**

- 370 colorectal
- 250 breast

**320**

**Projected Lives Saved Per Year**

Through earlier detection

**Basalt enables care teams to surface hundreds of otherwise missed cancer cases—and save hundreds of lives—every year.**

*(All figures based on conservative assumptions and real-world performance differences between Basalt-enabled and non-enabled teams.)*

## What This Means for Health Systems

For organizations managing large patient populations, small workflow improvements compound quickly:

**More charts prepared per day**
Up to 87% increase in throughput

**Lower administrative costs**
$1M+ annual impact

**Higher care gap closure rates**
78,000 more screenings/year

**More time focused on patients**
75% reduction in prep time

**This experience shows that improving administrative workflows is one of the fastest paths to both operational and clinical impact.**

### Basalt works with healthcare leaders to model impact using their own data, including:

- Workflow efficiency gains
- Time savings across teams
- Financial impact at scale

*Basalt's personalized ROI calculator helps quantify these results quickly.*

**Reach out, if you'd like a free demo and a look at our ROI calculator.**

Basalt

Intelligent Efficiency. Human Care.

hello@basalthealth.us
www.basalthealth.us